

The Trabon System for cost-effective, low-pressure orifice lubrication.

Unique design provides positive metering of oil and lasting trouble-free performance.

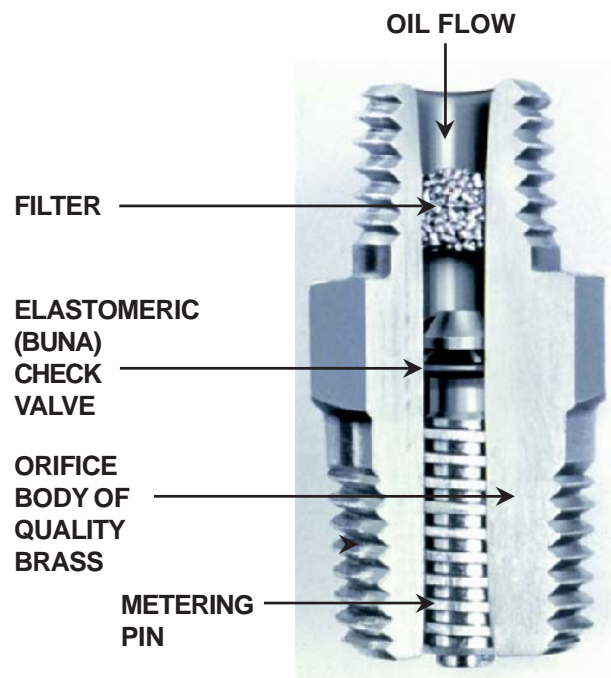
Three configurations — each available in 10 sizes ranging from size 5/0 (low flow) through size 5 (high flow,)

FEATURES / BENEFITS

- Orifice has only one moving part — and it flexes rather than moves!
- 40-micron filter at porous sintered bronze will not shred and clog orifice — as can happen with the felt used in other orifice filters.
- Easy maintenance. There are no small parts to replace if an orifice stops working. Simply remove the old unit and screw in a new one. Low price makes replacement cost-effective.
- Standard industry-accepted thread sizes make retrofit into existing systems easy.

Simple, effective, reliable:

When oil from the Thrif-T Luber pump reaches the elastomeric ring, which functions as a check valve, the ring flexes in the direction of the oil flow as a result of the pressure (2 psi cracking pressure). When the pump stops, the ring resumes its original shape to block oil from flowing back toward the pump. The grooves (threads) in the metering pin are used to accurately measure the amount of oil delivered to each bearing.



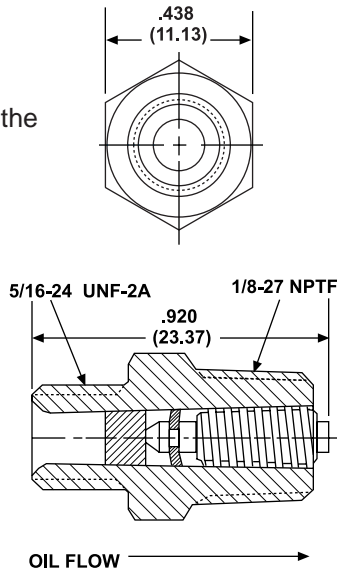
3 configurations, 10 sizes in each, cover a wide range of design and/or retrofit requirements.

DIMENSIONS Inches (mm)

Type A:

This configuration is used when the orifice (metering unit) is mounted directly at the bearing point, at the end of the pressure line.

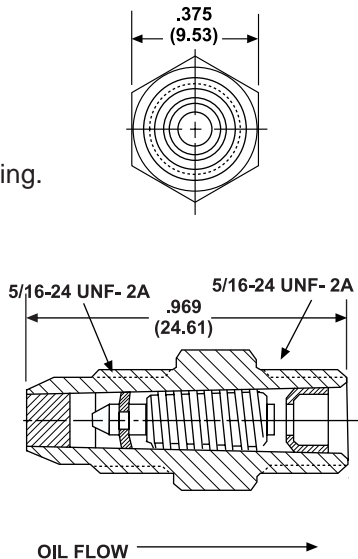
SIZE	ORDER
5/0	TLOA-50
4/0	TLOA-40
3/0	TLOA-30
2/0	TLOA-20
0	TLOA-0
1	TLOA-1
2	TLOA-2
3	TLOA-3
4	TLOA-4
5	TLOA-5



Type B:

This configuration is used when the orifice (metering unit) is to be mounted into "Tee" heads or manifold bars, and then connected to the bearing point by tubing.

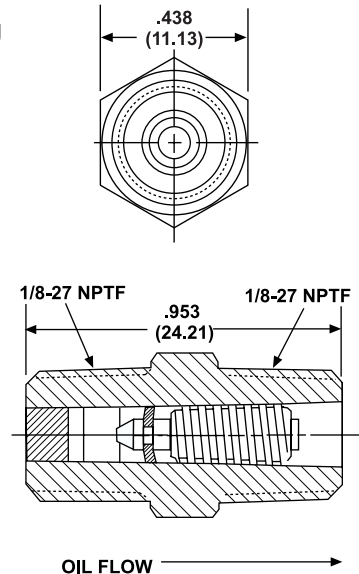
SIZE	ORDER
5/0	TLOB-50
4/0	TLOB-40
3/0	TLOB-30
2/0	TLOB-20
0	TLOB-0
1	TLOB-1
2	TLOB-2
3	TLOB-3
4	TLOB-4
5	TLOB-5



Type C:

This configuration is used when the orifice (metering unit) is to be mounted directly at the bearing point, and used in conjunction with a "Tee" head to provide for two or more tube connections.

SIZE	ORDER
5/0	TLOC-50
4/0	TLOC-40
3/0	TLOC-30
2/0	TLOC-20
0	TLOC-0
1	TLOC-1
2	TLOC-2
3	TLOC-3
4	TLOC-4
5	TLOC-5



HOW TO ORDER

Order Thrif-T Luber orifices using the Part Number generated from this easy-to-use chart:

Orifices

TLO

A-Type A

B-Type B

C-Type C

50-SIZE 5/0

40-SIZE 4/0

30-SIZE 3/0

20-SIZE 2/0

0-SIZE 0

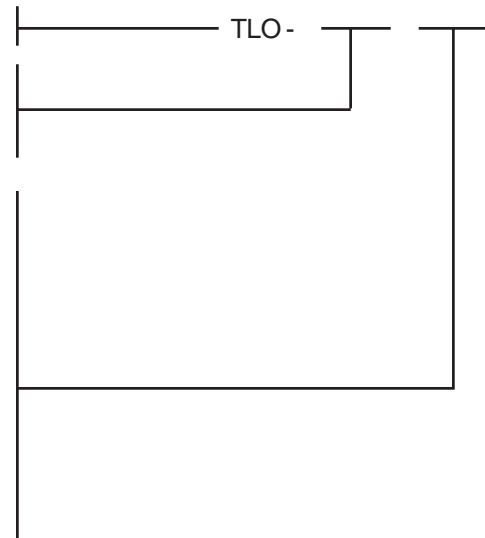
1-SIZE 1

2-SIZE 2

3-SIZE 3

4-SIZE 4

5-SIZE 5



For more details, contact your Thrif-T Lube System distributor or the factory.